

Title: How to add the Matching Question

Description:

Step 1: Go the Dashboard and click on Evaluation Setup.

Step 2: Click on the ADD button to add the Evaluation profile.

#	Title	Program Title	Program Module	Type	Status	Action
1	KNOWLEDGE ASSESSMENT 1	Sijil Kemahiran Malaysia (SKM) - Level 3	Module 1: Automotive Workshop Administration & Supervision	Assessment	Active	[Edit] [Delete] [Print]
2	KNOWLEDGE TEST 1	Sijil Kemahiran Malaysia (SKM) - Level 3	Module 1: Automotive Workshop Administration & Supervision	Assessment	Active	[Edit] [Delete] [Print]
3	KNOWLEDGE ASSESSMENT 2	Sijil Kemahiran Malaysia (SKM) - Level 3	Module 2: Diagnose Petrol/Gasoline Engine Management System	Assessment	Active	[Edit] [Delete] [Print]
4	KNOWLEDGE TEST 2	Sijil Kemahiran Malaysia (SKM) - Level 3	Module 2: Diagnose Petrol/Gasoline Engine Management System	Assessment	Active	[Edit] [Delete] [Print]
5	KNOWLEDGE	Sijil Kemahiran	Module 3: Diesel Engine	Assessment	Active	[Edit] [Delete] [Print]

Add Evaluation

Menu

- > Dashboard
- > Announcement
- > Profile
- > Programme Market
- > My Programme
- > Administration
- > Library
- > ERP Management
- > Associate List
- > Evaluation Setup

Evaluation Profile

Program

Category








Step 3: After done the evaluation profile, you are now add the Question Lists.

Question Lists

Menu

- > Dashboard
- > Announcement
- > Profile
- > Programme Market
- > My Programme
- > Administration
- > Library
- > ERP Management
- > Associate List
- > Evaluation Setup

KNOWLEDGE ASSESSMENT 1

ADD				
#	Question	Type	Points	Action
1	Definition of planning is?	Single or Multiple Choice	4	 
2	How to create an enabling environment for the effective performance of individuals, working together in groups?	Single or Multiple Choice	4	 
3	Give the effect failure to identify the types of design work?	Single or Multiple Choice	4	 
4	Which options are not planning strategies	Single or Multiple	4	 

Step 4: You can now click ADD and choose MATCHING question.



Creating (Demo) KENSHIN GAN Logout

HOME PROGRAMME DASHBOARD EVENT E-TUTORIALS CONTACT US ABOUT US

Select Question type

Menu

- > Dashboard
- > Announcement
- > Profile
- > Programme Market
- > My Programme
- > Administration
- > Library
- > ERP Management

Select Question type

#	Question Type
1	True or False The answer to this type of question can only be true or false. A correct answer gets full points, and an incorrect answer gets zero points.
2	Single or Multiple Choice The answer to this type of question is selected from a set of choices. Correct answer gets full points, and an incorrect answer gets zero points.
3	Freeform The answer to this type of question is text together some other option.
4	Matching

Matching Question

Menu

- > Dashboard
- > Announcement
- > Profile
- > Programme Market
- > My Programme
- > Administration
- > Library
- > ERP Management
- > Associate List
- > Evaluation Setup

Question

Question

Points

Randomize ☐ Randomize

Matching Type

Choice Match Percentage